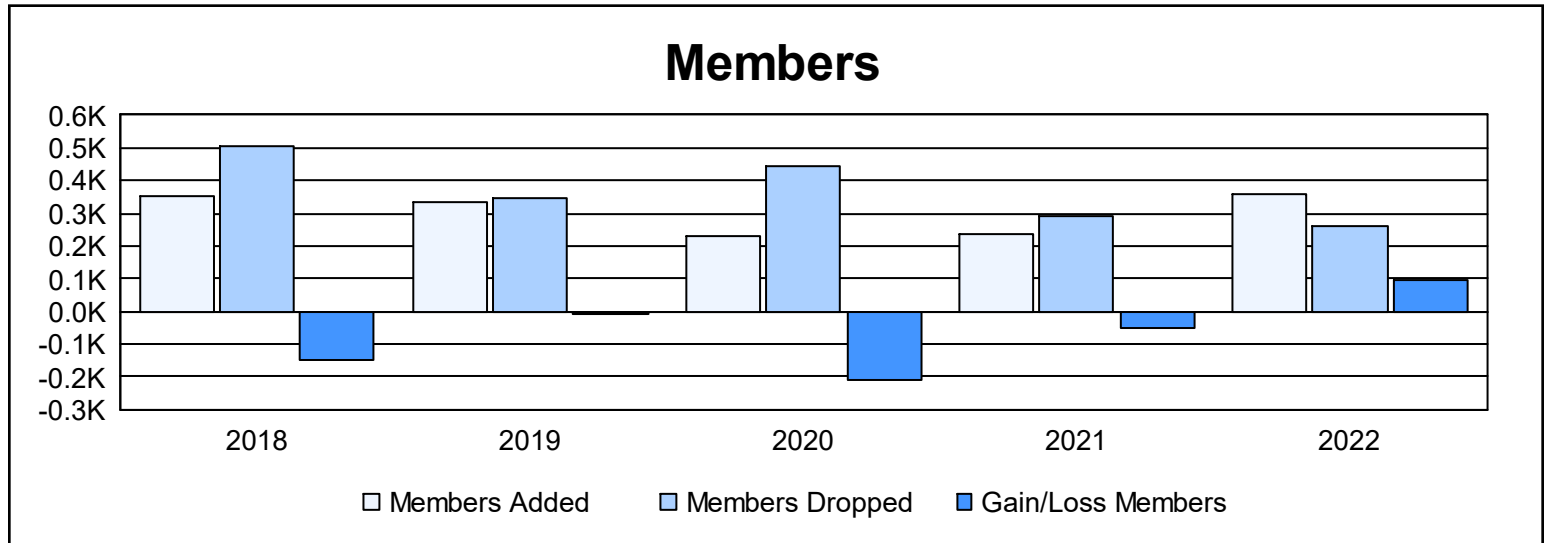
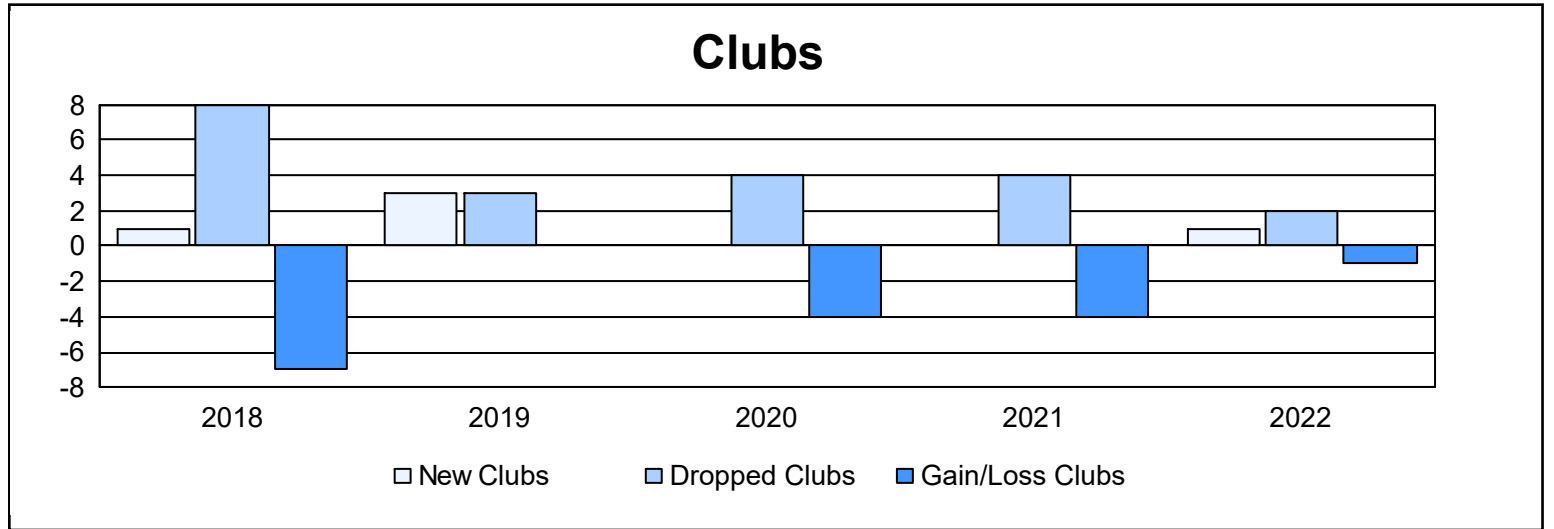
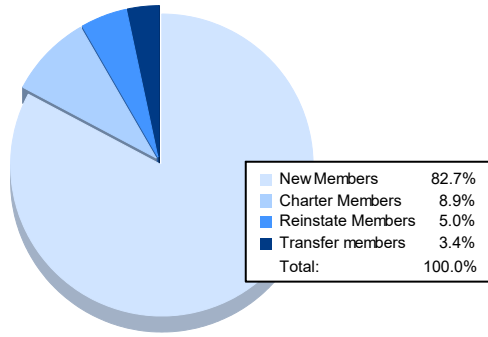


Year	New Clubs	Dropped Clubs	Gain/ Loss Clubs	New Members	Charter Members	Reinstate Members	Transfer Members	Total Member Added	Total Members Dropped	Gain/ Loss Members
2017-2018	1	8	-7	236	82	17	20	355	505	-150
2018-2019	3	3	0	196	99	30	10	335	345	-10
2019-2020	0	4	-4	151	38	29	13	231	442	-211
2020-2021	0	4	-4	197	10	16	15	238	289	-51
2021-2022	1	2	-1	296	32	18	12	358	261	97
<b>Average</b>	<b>1</b>	<b>4</b>	<b>-3</b>	<b>215</b>	<b>52</b>	<b>22</b>	<b>14</b>	<b>303</b>	<b>368</b>	<b>-65</b>



### Membership Composition June 2022 Cumulative



### Gender Composition June 2022 Cumulative

